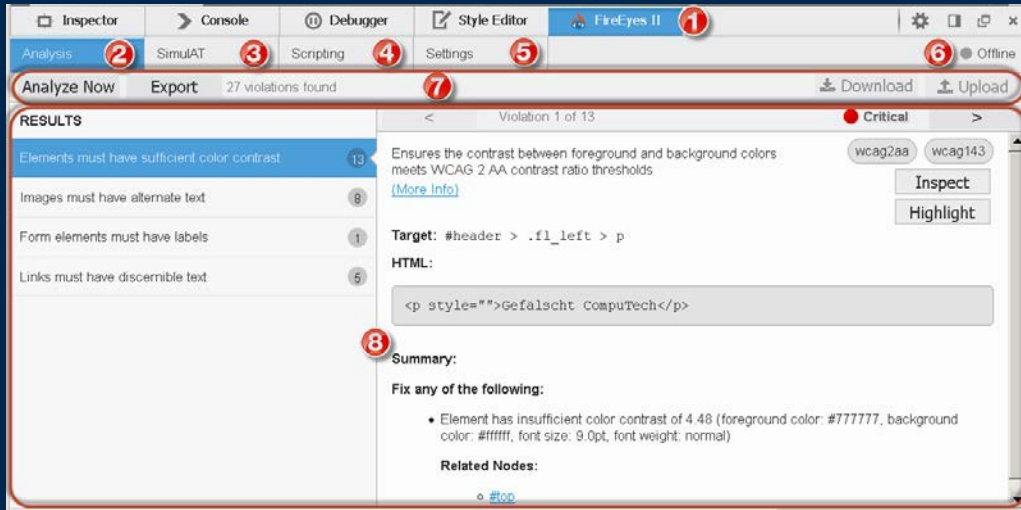


Analyze your web pages for accessibility issues *within your browser*, learn why they are important and how to resolve them



- FireEyes II toolbar button:** Open (activate) the FireEyes II extension in developer tools.
- Analysis tab:** Analyze the page automatically for accessibility rule violations, read helpful rule and remediation advice. (shown at left)
- SimulAT tab:** Generate a text transcript of how a screen reader would read the structure and/or content page elements.
- Scripting tab:** Record and play scripts of sequential interactions with the page, upload to WorldSpace Comply for reuse.
- Settings tab:** Log in to WorldSpace Comply to enable upload & download of scripts & issues; change rule/standard presets.
- Status indicator:** See whether you are Offline or Logged in to WorldSpace Comply.
- Tab-specific toolbar:** Buttons, drop-down menus, and tool response messages specific to the selected tab view.
- Content pane(s):** View rule, violation, simulation, and script event result content; click buttons & links to take further action.

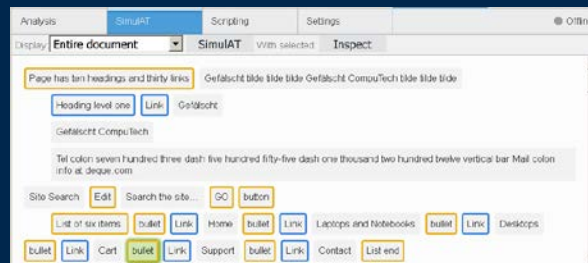
Analysis

- Load a page, click the **Analyze** button (or Download issues from Comply).
- Click a **rule** in the left RESULTS pane, view violation content in the right pane (description, standards, target, HTML, what to fix).
- Click [>] in Violation pane toolbar to navigate to each violation of a rule.
- Inspect** to examine code, **Highlight** to view on page, as desired.
- Click (**More Info**) to learn why important & how to fix.
- Export** results to .csv, **Upload** to Comply.

Settings

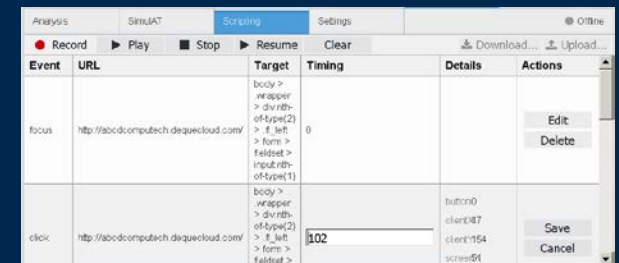
- Log in** to WorldSpace Comply.
- Specify a **Standard** preset rule configuration, and script **Event Recording Options**.

SimulAT



- Load a page, select content/structure option in **Display** menu.
- Click **SimulAT** button in tab toolbar.
- View results in content pane.
- Click on an **element** in results to highlight on page.
- Select an **element** in results, then click **Inspect** button to examine its code.

Scripting



- Load a page, click **Record** on Scripting toolbar (or Download a script from Comply).
- Interact with the page, then click **Stop**.
- Click **Play** to watch the actions you took on page (pause/resume as desired).
- Edit** the timing of an event, or **Delete** an event.
- Click **Upload** to upload it to a Comply project.